

Blue-White[®]

Industries, Ltd.

DigiFlo Digital Paddlewheel Meters

Engineering and Technical Data

F-1000

Machined In-line Fitting

Union connections

Three Model Variations:

- Rate of flow display
- Total flow display
- Rate & Total display



Features:

- High accuracy digital paddlewheel technology.
- 3/8", 1/2", 3/4", 1", 1-1/2", and 2" female pipe threads.
- Flow rate from .4 to 300 GPM
- Tamper proof factory programming.
- Easy to read 6 digit LCD display, up to 4 decimal places.
- Battery operated (2 AAA batteries included).
- Very low pressure drop.
- Total reset function can be disabled.

Specifications:

Max. working pressure:300 PSI (20 bar) @ 70° F (21°C)

Max. fluid temperature:200°F (93°C) @ 0 PSI (PP, PVDF adapters)
140° F (60° C) @ 0 PSI (PVC-U adapters)

Max. ambient temperature: ..14° to 110° F / -10° to 43° C

Full scale accuracy: +/- 2%

Power requirement:2 AAA batteries (included)

Enclosure:NEMA 4X (IP56)

Maximum pressure drop:8 PSI (0.5 bar) (varies per model)

Approximate shipping wt: ...5 lb. (2.3 kg)

Materials of Construction:

Pipe fitting body.....Optional: Polypropylene or PVDF

Adapter Connections:Optional: Polypropylene, PVDF, PVC-U

Unions:Anodized Aluminum

Sensor, paddlewheel, axle: ..PVDF

Sensor O-ring seals:Viton[®] (optional EP)

Enclosure:ABS

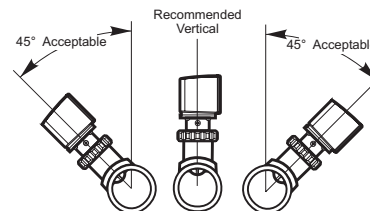
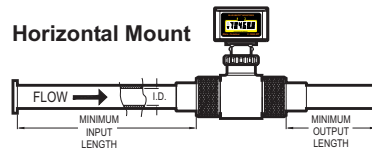
Installation Requirements:

Minimum Straight Pipe Length Requirements

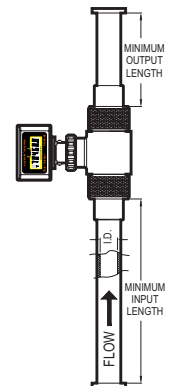
The meter's accuracy is affected by disturbances such as pumps, elbows, tees, valves, etc., in the flow stream. Install the meter in a straight run of pipe **as far as possible** from any disturbances. The distance required for accuracy will depend on the type of disturbance.

Type Of Disturbance	Minimum Inlet Pipe Length	Minimum Outlet Pipe Length
Flange	10 X Pipe I.D.	5 X Pipe I.D.
Reducer	15 X Pipe I.D.	5 X Pipe I.D.
90° Elbow	20 X Pipe I.D.	5 X Pipe I.D.
Two Elbows -1 Direction	25 X Pipe I.D.	5 X Pipe I.D.
Two Elbows -2 Directions	40 X Pipe I.D.	5 X Pipe I.D.
Pump Or Gate Valves	50 X Pipe I.D.	5 X Pipe I.D.

Horizontal Mount



Angle Mount on Horizontal Pipe

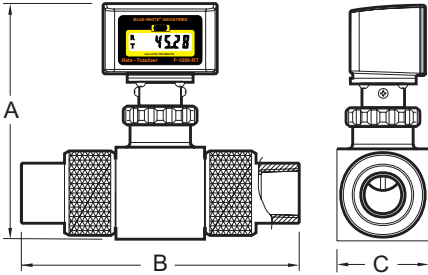


Vertical Mount

Mounting location

- The meter is designed to withstand outdoor conditions. A cool, dry location, where the unit can be easily serviced is recommended.
- The meter can be mounted on horizontal or vertical runs of pipe. Mounting at the vertical (twelve o'clock) position on horizontal pipe is recommended. Mounting anywhere around the diameter of vertical pipe is acceptable, however, the pipe must be completely full of water at all times. Back pressure is essential on downward flows. See the minimum straight length of pipe requirement chart above.
- The meter can accurately measure flow from either direction.

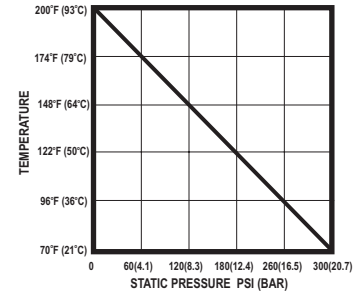
Dimensions:



Pipe Size	A	B	C
3/8"	6-3/8" (162)	7-1/2" (191)	2-1/2" (64)
1/2"	6-3/8" (162)	7-1/2" (191)	2-1/2" (64)
3/4"	6-3/8" (162)	7-1/2" (191)	2-1/2" (64)
1"	6-3/8" (162)	7-1/2" (191)	2-1/2" (64)
1-1/2"	6-5/8" (168)	9-1/2" (241)	2-1/2" (64)
2"	7" (178)	11-1/2" (292)	3" (76)

Inches (mm)

Maximum Temperature vs. Pressure



Flow Stream Requirements:

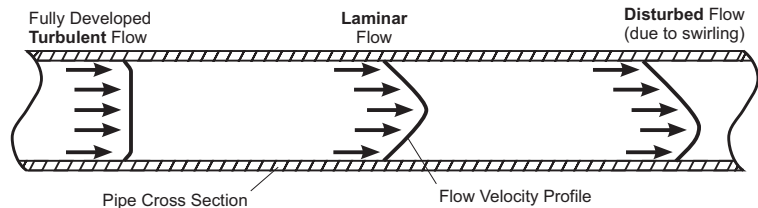
Measuring accuracy requires a fully developed **turbulent** flow profile. Pulsating, swirling and other disruptions in the flow stream will effect accuracy. Flow conditions with a **Reynolds Number** greater than 4000 will result in a fully developed **turbulent** flow. A Reynolds Number less than 2000 is **laminar** flow and may result in inaccurate readings.

REYNOLDS NUMBER EQUATION:

$$\text{REYNOLDS NUMBER} = \frac{3160 \times Q \times G}{D \times V}$$

Where:

- Flow rate of the fluid in GPM = Q
- Specific gravity of the fluid = G
- Pipe inside diameter in inches = D
- Fluid viscosity in centipoise = V



Pipe Size, Flow Range and Display Model Options:

Models with Polypropylene Pipe Fitting material

Pipe Size F/NPT	GPM Flow Range	GPM MODELS			LPM Flow Range	LPM MODELS		
		RATE ONLY Model Number	TOTAL ONLY Model Number	RATE & TOTAL Model Number		RATE ONLY Model Number	TOTAL ONLY Model Number	RATE & TOTAL Model Number
3/8"	.8 to 8	RB-375PI-GPM1	TB-375PI-GPM1	RT-375PI-GPM1	3 to 30	RB-375PI-LPM1	TB-375PI-LPM1	RT-375PI-LPM1
3/8"	.4 to 4	RB-375PI-GPM2	TB-375PI-GPM2	RT-375PI-GPM2	1 to 10	RB-375PI-LPM2	TB-375PI-LPM2	RT-375PI-LPM2
1/2"	2 to 20	RB-500PI-GPM1	TB-500PI-GPM1	RT-500PI-GPM1	7 to 70	RB-500PI-LPM1	TB-500PI-LPM1	RT-500PI-LPM1
1/2"	.5 to 5	RB-500PI-GPM2	TB-500PI-GPM2	RT-500PI-GPM2	2 to 20	RB-500PI-LPM2	TB-500PI-LPM2	RT-500PI-LPM2
3/4"	4 to 40	RB-750PI-GPM1	TB-750PI-GPM1	RT-750PI-GPM1	15 to 150	RB-750PI-LPM1	TB-750PI-LPM1	RT-750PI-LPM1
3/4"	.8 to 8	RB-750PI-GPM2	TB-750PI-GPM2	RT-750PI-GPM2	3 to 30	RB-750PI-LPM2	TB-750PI-LPM2	RT-750PI-LPM2
1"	6 to 60	RB-100PI-GPM1	TB-100PI-GPM1	RT-100PI-GPM1	25 to 250	RB-100PI-LPM1	TB-100PI-LPM1	RT-100PI-LPM1
1"	2 to 20	RB-100PI-GPM2	TB-100PI-GPM2	RT-100PI-GPM2	7 to 70	RB-100PI-LPM2	TB-100PI-LPM2	RT-100PI-LPM2
1-1/2"	15 to 150	RB-150PI-GPM1	TB-150PI-GPM1	RT-150PI-GPM1	60 to 600	RB-150PI-LPM1	TB-150PI-LPM1	RT-150PI-LPM1
1-1/2"	10 to 100	RB-150PI-GPM2	TB-150PI-GPM2	RT-150PI-GPM2	25 to 250	RB-150PI-LPM2	TB-150PI-LPM2	RT-150PI-LPM2
1-1/2"	6 to 60	RB-150PI-GPM3	TB-150PI-GPM3	RT-150PI-GPM3	40 to 400	RB-150PI-LPM3	TB-150PI-LPM3	RT-150PI-LPM3
1-1/2"	2 to 20	RB-150PI-GPM4	TB-150PI-GPM4	RT-150PI-GPM4	25 to 250	RB-150PI-LPM4	TB-150PI-LPM4	RT-150PI-LPM4
1-1/2"	1 to 10	RB-150PI-GPM5	TB-150PI-GPM5	RT-150PI-GPM5	7 to 70	RB-150PI-LPM5	TB-150PI-LPM5	RT-150PI-LPM5
2"	30 to 300	RB-200PI-GPM1	TB-200PI-GPM1	RT-200PI-GPM1	4 to 40	RB-200PI-LPM1	TB-200PI-LPM1	RT-200PI-LPM1
2"	15 to 150	RB-200PI-GPM2	TB-200PI-GPM2	RT-200PI-GPM2	100 to 1000	RB-200PI-LPM2	TB-200PI-LPM2	RT-200PI-LPM2
2"	10 to 100	RB-200PI-GPM3	TB-200PI-GPM3	RT-200PI-GPM3	60 to 600	RB-200PI-LPM3	TB-200PI-LPM3	RT-200PI-LPM3
2"	6 to 60	RB-200PI-GPM4	TB-200PI-GPM4	RT-200PI-GPM4	25 to 250	RB-200PI-LPM4	TB-200PI-LPM4	RT-200PI-LPM4
2"	4 to 40	RB-200PI-GPM5	TB-200PI-GPM5	RT-200PI-GPM5	15 to 150	RB-200PI-LPM5	TB-200PI-LPM5	RT-200PI-LPM5
2"	2 to 20	RB-200PI-GPM6	TB-200PI-GPM6	RT-200PI-GPM6	7 to 70	RB-200PI-LPM6	TB-200PI-LPM6	RT-200PI-LPM6

Models with PVDF Pipe Fitting material

3/8"	.8 to 8	RB-375KI-GPM1	TB-375KI-GPM1	RT-375KI-GPM1	3 to 30	RB-375KI-LPM1	TB-375KI-LPM1	RT-375KI-LPM1
3/8"	.4 to 4	RB-375KI-GPM2	TB-375KI-GPM2	RT-375KI-GPM2	1 to 10	RB-375KI-LPM2	TB-375KI-LPM2	RT-375KI-LPM2
1/2"	2 to 20	RB-500KI-GPM1	TB-500KI-GPM1	RT-500KI-GPM1	7 to 70	RB-500KI-LPM1	TB-500KI-LPM1	RT-500KI-LPM1
1/2"	.5 to 5	RB-500KI-GPM2	TB-500KI-GPM2	RT-500KI-GPM2	2 to 20	RB-500KI-LPM2	TB-500KI-LPM2	RT-500KI-LPM2
3/4"	4 to 40	RB-750KI-GPM1	TB-750KI-GPM1	RT-750KI-GPM1	15 to 150	RB-750KI-LPM1	TB-750KI-LPM1	RT-750KI-LPM1
3/4"	.8 to 8	RB-750KI-GPM2	TB-750KI-GPM2	RT-750KI-GPM2	3 to 30	RB-750KI-LPM2	TB-750KI-LPM2	RT-750KI-LPM2
1"	6 to 60	RB-100KI-GPM1	TB-100KI-GPM1	RT-100KI-GPM1	25 to 250	RB-100KI-LPM1	TB-100KI-LPM1	RT-100KI-LPM1
1"	2 to 20	RB-100KI-GPM2	TB-100KI-GPM2	RT-100KI-GPM2	7 to 70	RB-100KI-LPM2	TB-100KI-LPM2	RT-100KI-LPM2
1-1/2"	15 to 150	RB-150KI-GPM1	TB-150KI-GPM1	RT-150KI-GPM1	60 to 600	RB-150KI-LPM1	TB-150KI-LPM1	RT-150KI-LPM1
1-1/2"	10 to 100	RB-150KI-GPM2	TB-150KI-GPM2	RT-150KI-GPM2	25 to 250	RB-150KI-LPM2	TB-150KI-LPM2	RT-150KI-LPM2
1-1/2"	6 to 60	RB-150KI-GPM3	TB-150KI-GPM3	RT-150KI-GPM3	40 to 400	RB-150KI-LPM3	TB-150KI-LPM3	RT-150KI-LPM3
1-1/2"	2 to 20	RB-150KI-GPM4	TB-150KI-GPM4	RT-150KI-GPM4	25 to 250	RB-150KI-LPM4	TB-150KI-LPM4	RT-150KI-LPM4
1-1/2"	1 to 10	RB-150KI-GPM5	TB-150KI-GPM5	RT-150KI-GPM5	7 to 70	RB-150KI-LPM5	TB-150KI-LPM5	RT-150KI-LPM5
2"	30 to 300	RB-200KI-GPM1	TB-200KI-GPM1	RT-200KI-GPM1	4 to 40	RB-200KI-LPM1	TB-200KI-LPM1	RT-200KI-LPM1
2"	15 to 150	RB-200KI-GPM2	TB-200KI-GPM2	RT-200KI-GPM2	100 to 1000	RB-200KI-LPM2	TB-200KI-LPM2	RT-200KI-LPM2
2"	10 to 100	RB-200KI-GPM3	TB-200KI-GPM3	RT-200KI-GPM3	60 to 600	RB-200KI-LPM3	TB-200KI-LPM3	RT-200KI-LPM3
2"	6 to 60	RB-200KI-GPM4	TB-200KI-GPM4	RT-200KI-GPM4	25 to 250	RB-200KI-LPM4	TB-200KI-LPM4	RT-200KI-LPM4
2"	4 to 40	RB-200KI-GPM5	TB-200KI-GPM5	RT-200KI-GPM5	15 to 150	RB-200KI-LPM5	TB-200KI-LPM5	RT-200KI-LPM5
2"	2 to 20	RB-200KI-GPM6	TB-200KI-GPM6	RT-200KI-GPM6	7 to 70	RB-200KI-LPM6	TB-200KI-LPM6	RT-200KI-LPM6